




Technical Data Sheet

OPTO INTERRUPTER

ITR8105

■ Features

- Wide gap between light emitter and detector(2.6 mm)
- High sensing accuracy
- Pb free
- The product itself will remain within RoHS compliant version.



■ Descriptions

The ITR8105 is a gallium arsenic infrared emitting diode which is coupled with a silicon photo transistor in a plastic housing. The packaging system is designed to optimize the mechanical resolution, coupling efficiency, and insulates ambient light. The slot in the housing provides a means of interrupting the signal with printer, scanner, copier, or other opaque material, switching the output from an "ON" to "OFF" state.

■ Applications

- Copier
- Printer
- Facsimile
- Ticket vending machine
- Opto-electronic switch

■ Device Selection Guide

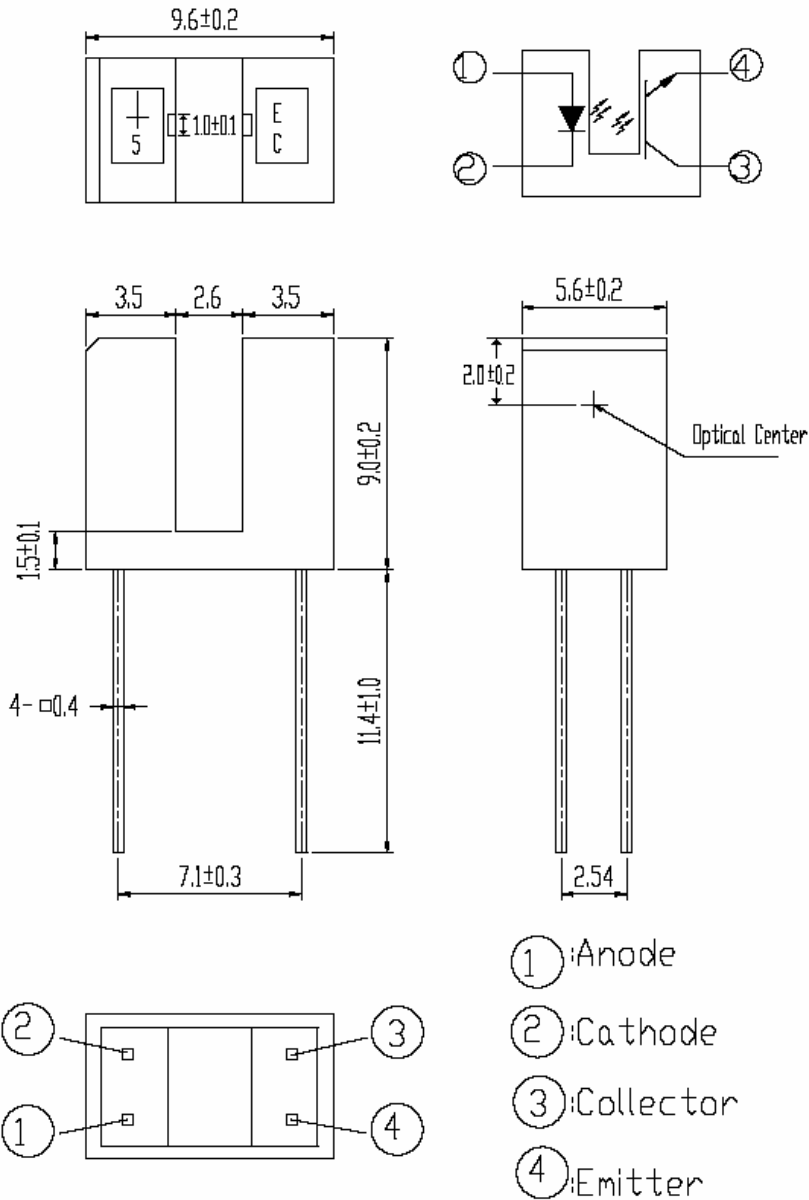
Device No.	Chip Material	LENS COLOR
IR	GaAs	Water clear
PT	Silicon	Water clear

Technical Data Sheet

OPTO INTERRUPTER

ITR8105

Package Dimensions



- Notes:**
1. All dimensions are in millimeters
 2. The tolerance not marked is ± 0.20 mm in the drawing.



Technical Data Sheet

OPTO INTERRUPTER

Absolute Maximum Ratings (Ta=25°C)

ITR8105

Parameter		Symbol	Ratings	Unit
Input	Power Dissipation at(or below) 25°C Free Air Temperature	Pd	75	mW
	Reverse Voltage	V _R	5	V
	Forward Current	I _F	50	mA
	Peak Forward Current Pulse width ≤ 100 μs, Duty cycle=1%	I _{FP}	1	A
Output	Collector Power Dissipation	P _C	75	mW
	Collector Current	I _C	20	mA
	Collector-Emitter Voltage	V _{CEO}	30	V
	Emitter-Collector Voltage	V _{ECO}	5	V
Operating Temperature		T _{opr}	-25~+85	°C
Storage Temperature		T _{stg}	-40~+85	°C
Lead Soldering Temperature (1/16 inch from body for 5 seconds)		T _{sol}	260	°C

Electro-Optical Characteristics (Ta=25°C)

Parameter		Symbol	Min.	Typ.	Max.	Unit	Condition
Input	Forward Voltage	V _F	--	1.2	1.6	V	I _F =20mA
	Reverse Current	I _R	-	-	10	μA	V _R =5V
	Peak Wavelength	λ _P	-	940	-	nm	I _F =20mA
Output	Dark Current	I _{CEO}	-	-	100	nA	V _{CE} =10V
	C-E Saturation Voltage	V _{CE(sat)}	-	-	0.4	V	I _C =0.5mA, I _F =20mA
Transfer Characteristics	Collector Current	I _{C(ON)}	1	4	15	mA	V _{CE} =5V, I _F =10mA
	Rise Time	t _R	-	20	-	μs	V _{CE} =5V, I _C =1 mA , R _L =1 KΩ
	Fall Time	t _F	-	20	-	μs	

Technical Data Sheet

OPTO INTERRUPTER

ITR8105

Typical Electrical/Optical/Characteristics Curves for IR

Fig. 1 Forward Current vs. Ambient Temperature

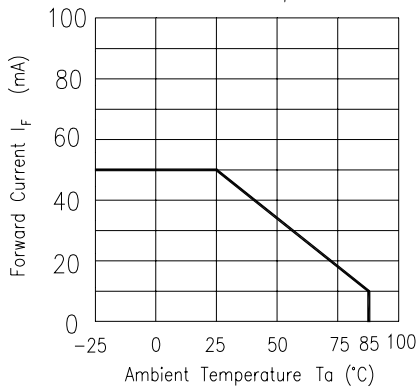


Fig. 2 Spectral Distribution

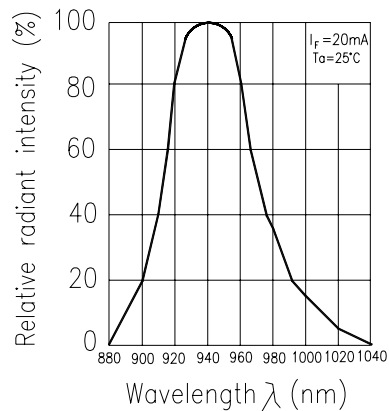


Fig. 3 Peak Emission Wavelength vs. Ambient Temperature

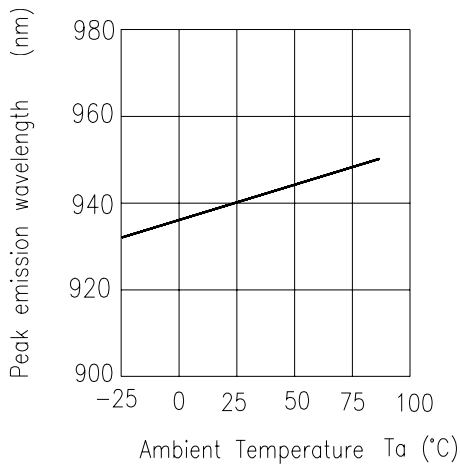


Fig. 4 Forward Current vs. Forward Voltage

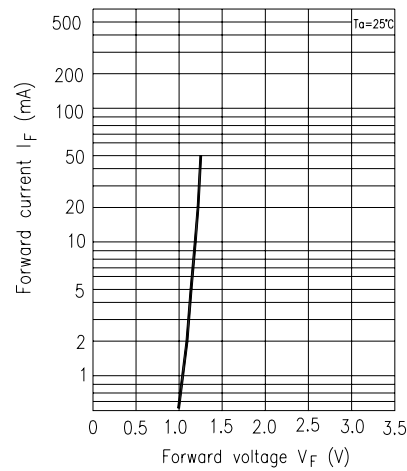


Fig. 5 Forward Voltage vs. Ambient Temperature

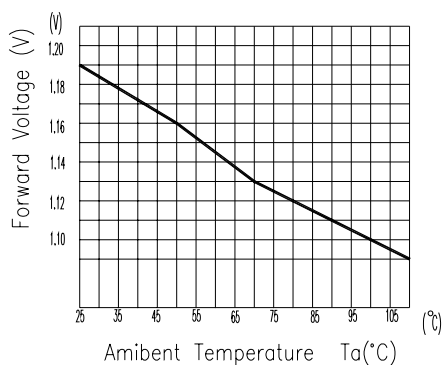
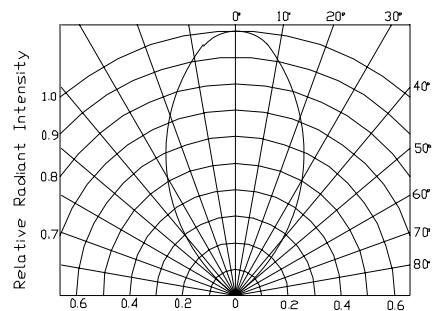


Fig. 6 Relative Radiant Intensity vs. Angular Displacement

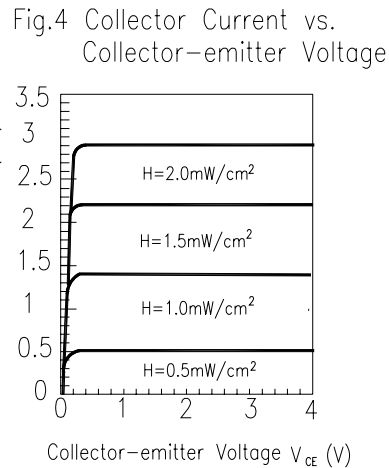
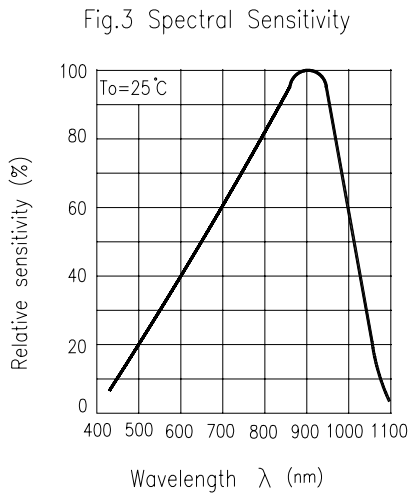
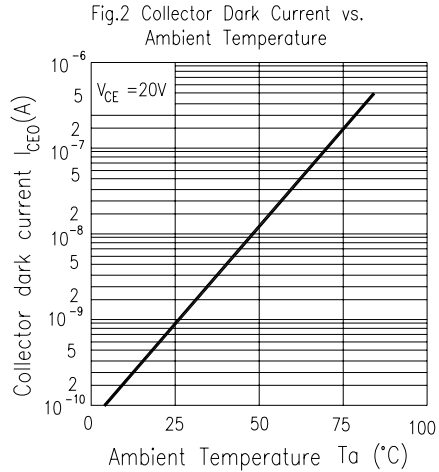
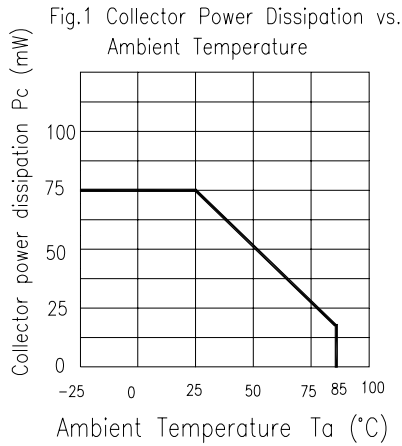


Technical Data Sheet

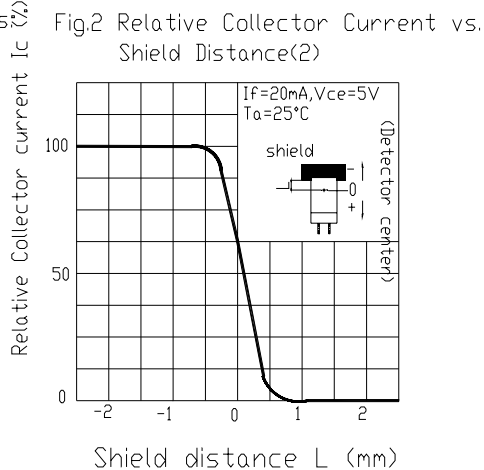
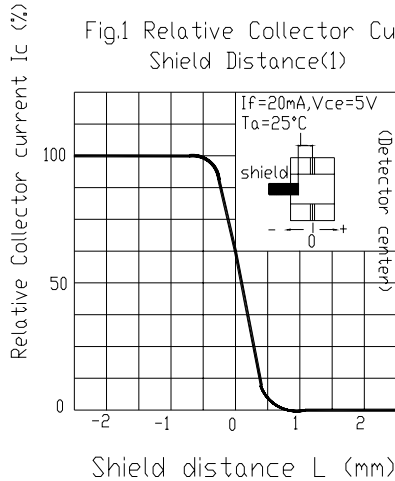
OPTO INTERRUPTER

Typical Electrical/Optical/Characteristics Curves for PT

ITR8105



Typical Electro-Optical Characteristics Curves





Technical Data Sheet

OPTO INTERRUPTER

ITR8105

Reliability Test Item And Condition

The reliability of products shall be satisfied with items listed below.

Confidence level : 90% 、LTPD : 10%

NO.	Item	Test Conditions	Test Hours/ Cycles	Sample Sizes	Failure Judgement Criteria	Ac/Re
1	Solder Resistance	$T_a = 260 \pm 3^\circ\text{C}$	10 ± 1 sec	22pcs		0/1
2	Temperature Cycle	H : $+85^\circ\text{C}$ 15mins ↕ 5mins L : -55°C 15mins	50Cycles	22pcs	$V_F \geq U \times 1.2$ $I_{C(ON)} \leq L \times 0.8$	0/1
3	Thermal Shock	H : $+85^\circ\text{C}$ 5mins ↕ 10secs L : -55°C 5mins	50Cycles	22pcs	U : Upper Specification Limit	0/1
4	High Temperature Storage	TEMP. : $+100^\circ\text{C}$	1000hrs	22pcs	L : Lower Specification	0/1
5	Low Temperature Storage	TEMP. : -55°C	1000hrs	22pcs	Limit	0/1
6	DC Operating Life	$V_{CE} = 5\text{V}$	1000hrs	22pcs		0/1
7	High Temperature/ High Humidity	85°C / 85% R.H	1000hrs	22pcs		0/1



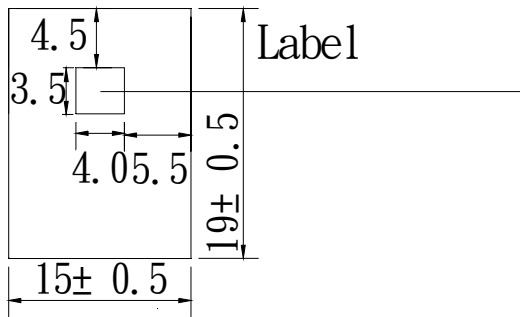
Technical Data Sheet

OPTO INTERRUPTER

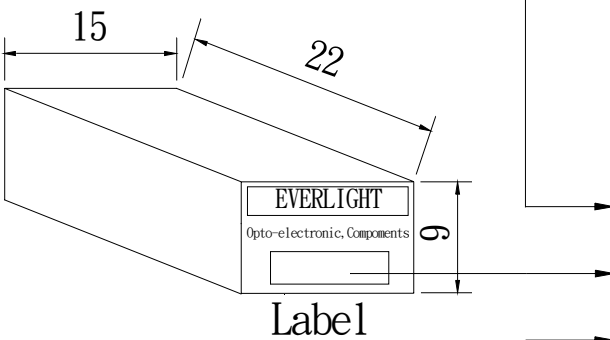
ITR8105

■ Packing Specifications

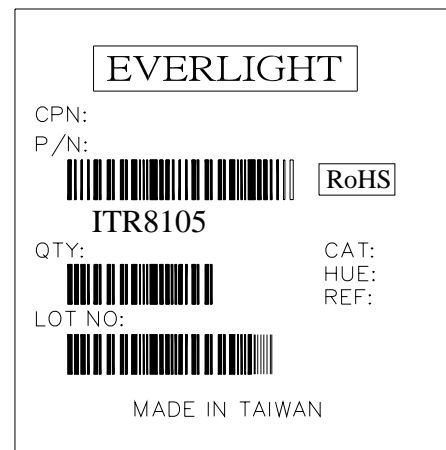
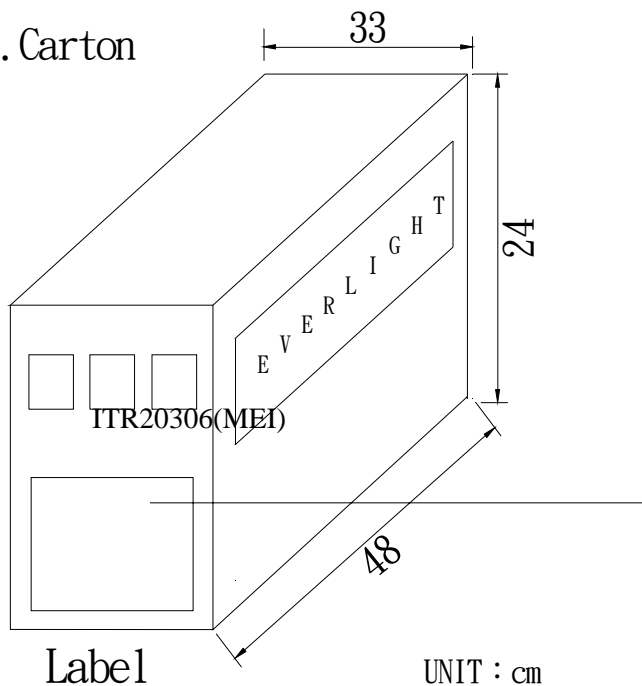
1. Bag



2. Box



3. Carton



CPN: Customer's Production Number
P/N : Production Number
QTY: Packing Quantity
CAT: Ranks
HUE: Peak Wavelength
REF: Reference
LOT No: Lot Number
MADE IN TAIWAN: Production Place



Technical Data Sheet

OPTO INTERRUPTER

ITR8105

■ Packing Quantity Specification

1. 150Pcs/1Bag , 4Bags/1Box
2. 10Boxes/1Carton

Notes

Above specification may be changed without notice. EVERLIGHT will reserve authority on material change for above specification.

When using this product, please observe the absolute maximum ratings and the instructions for using outlined in these specification sheets. EVERLIGHT assumes no responsibility for any damage resulting from use of the product which does not comply with the absolute maximum ratings and the instructions included in these specification sheets.

These specification sheets include materials protected under copyright of EVERLIGHT CO. Please don't reproduce or cause anyone to reproduce them without EVERLIGHT consent.

EVERLIGHT ELECTRONICS CO., LTD.

Office: No 25, Lane 76, Sec 3, Chung Yang Rd,
Tucheng, Taipei 236, Taiwan, R.O.C

Tel: 886-2-2267-2000, 2267-9936

Fax: 886-2267-6244, 2267-6189, 2267-6306

<http://www.everlight.com>